

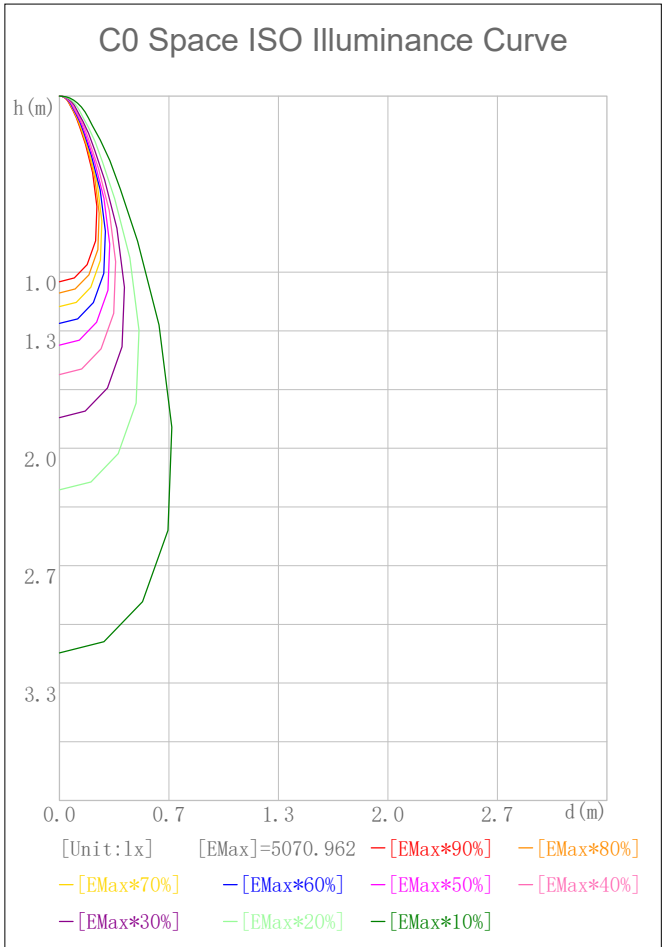
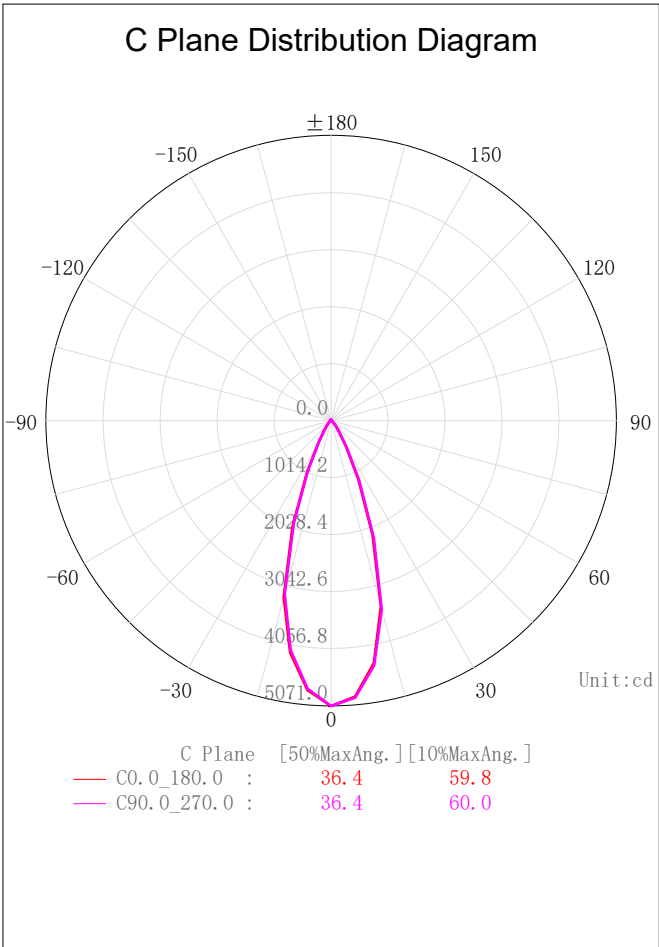
Indoor Luminaire Photometric Data

Description Information

Luminary Name: SD08-25-XX-01 3000K RA90 36D		Lum. Catalog:	Test ID: 01
Lamp Name:		Lamp Catalog: LED	Test Date: 2022/09/14
Manufacture: Shenzhen Norming Lighting		Shld. Ang(°):	Test Machine:GON-2000
Test Lab: Quality Department		Frequency (Hz):	Lamp CCT (K): Ra:
Lum. Size (W*L*H):0.083m*0.083m*0.000m		Lum. Area (m2):0.007	Lum. W (kg): 0.000
Test System: C, γ	Test Step: C=90.0 γ=5.0	Temp. (°C): 25	Humidity(%): 50.0

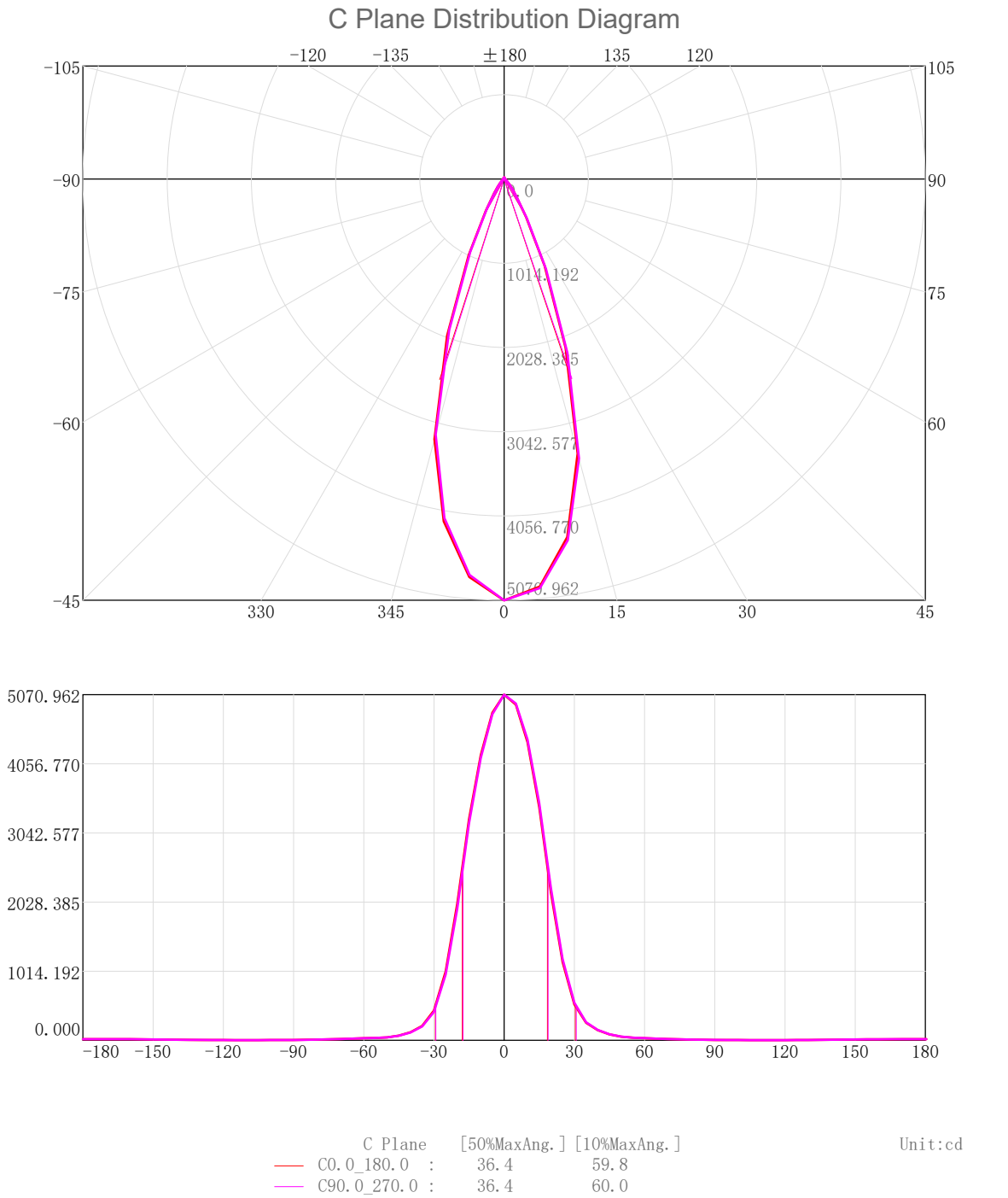
Character Parameter

Lamp Speciality Parameter		Luminaire Speciality Parameter	
Rated Flux(lm): 2244.940	Luminary Flux(lm): 2244.944	Field Angle(10%Imax): 59.8(°)	
Rated Power(W):	Luminary Efficiency: 100.00%	Down Lumens&Percent: 2195.806lm 97.81%	
Rated Voltage(V):	Luminary EER(lm/W): 99.908	Up Lumens&Percent: 49.137lm 2.19%	
Tested Power(W): 22.470	Max. Candela(cd): 5070.962	S/MH: C0_a180=0.605 C90_270=0.605	
Lamps' Inside: 1	Max Cand@Ang. (°): C=0.0 γ=0.0	CIE Type: Semi-Direct	
Tested Electrics (V, A, pf):239.7, 0.098, 0.956	Beam Angle(50%Imax): 36.4(°)	ErP Φ use(90°): 2088.250lm	
Lamp Size (W*L*H):0.083m*0.083m*0.000m	Left=-17.9°, Right=18.5°	IRF(%): 488.691	



2D Plane Light Intensity Distribution Curve

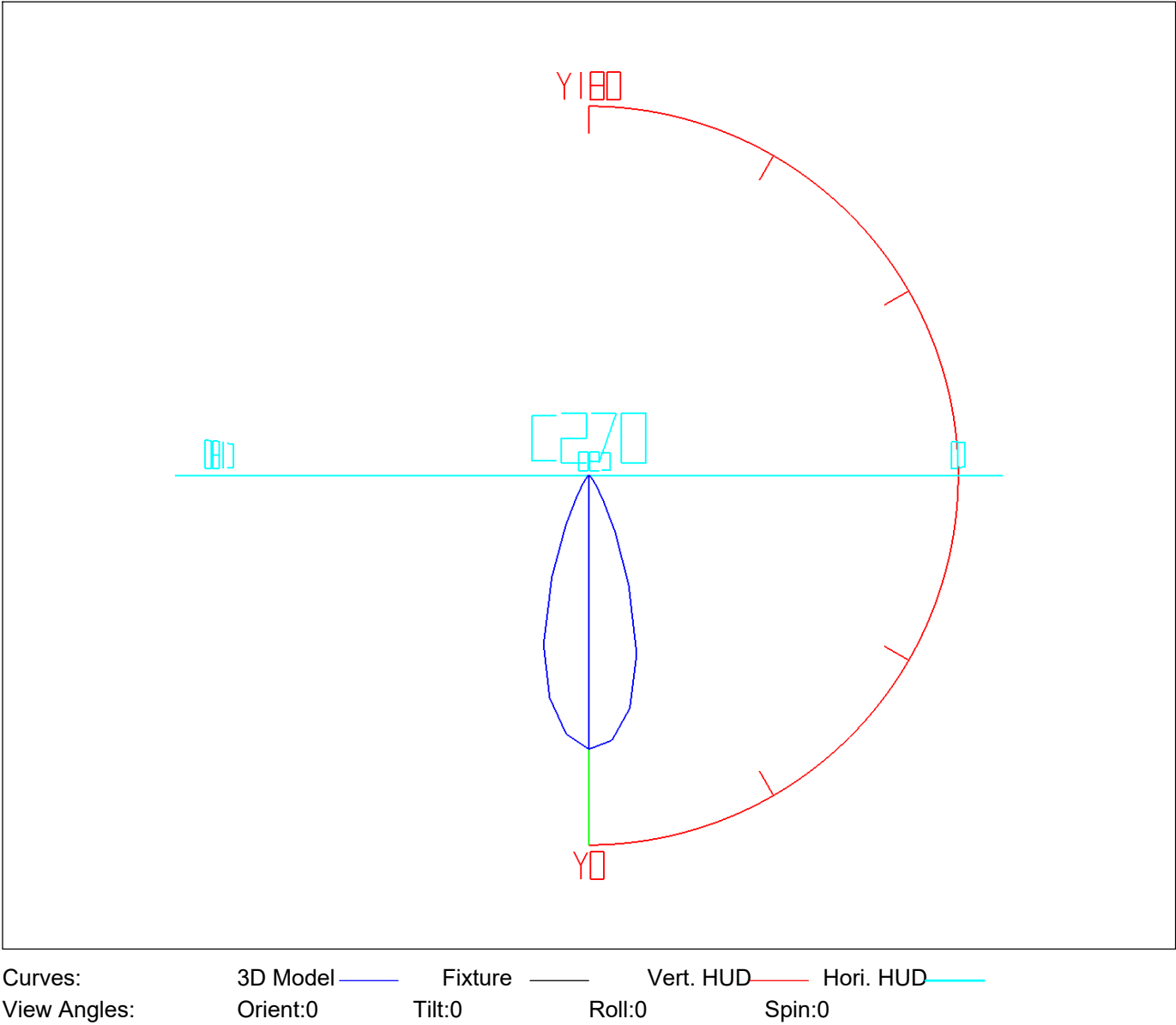
Lum. Name:SD08-25-XX-01 3000K RA90 36D	Lum. Catelog:	Test ID:01
Lamp Name:	Lamp Catelog:LED	Test Lab:Quality Department
Manufacture:Shenzhen Norming Lighting	Test Machine:GON-2000	Test Date:2022/09/14



3D Light Intensity Distribution Modal

Lum. Name:SD08-25-XX-01 3000K RA90 36D	Lum. Catelog:	Test ID:01
Lamp Name:	Lamp Catelog:LED	Test Lab:Quality Department
Manufacture:Shenzhen Norming Lighting	Test Machine:GON-2000	Test Date:2022/09/14

3D Light Intensity Distribution Modal

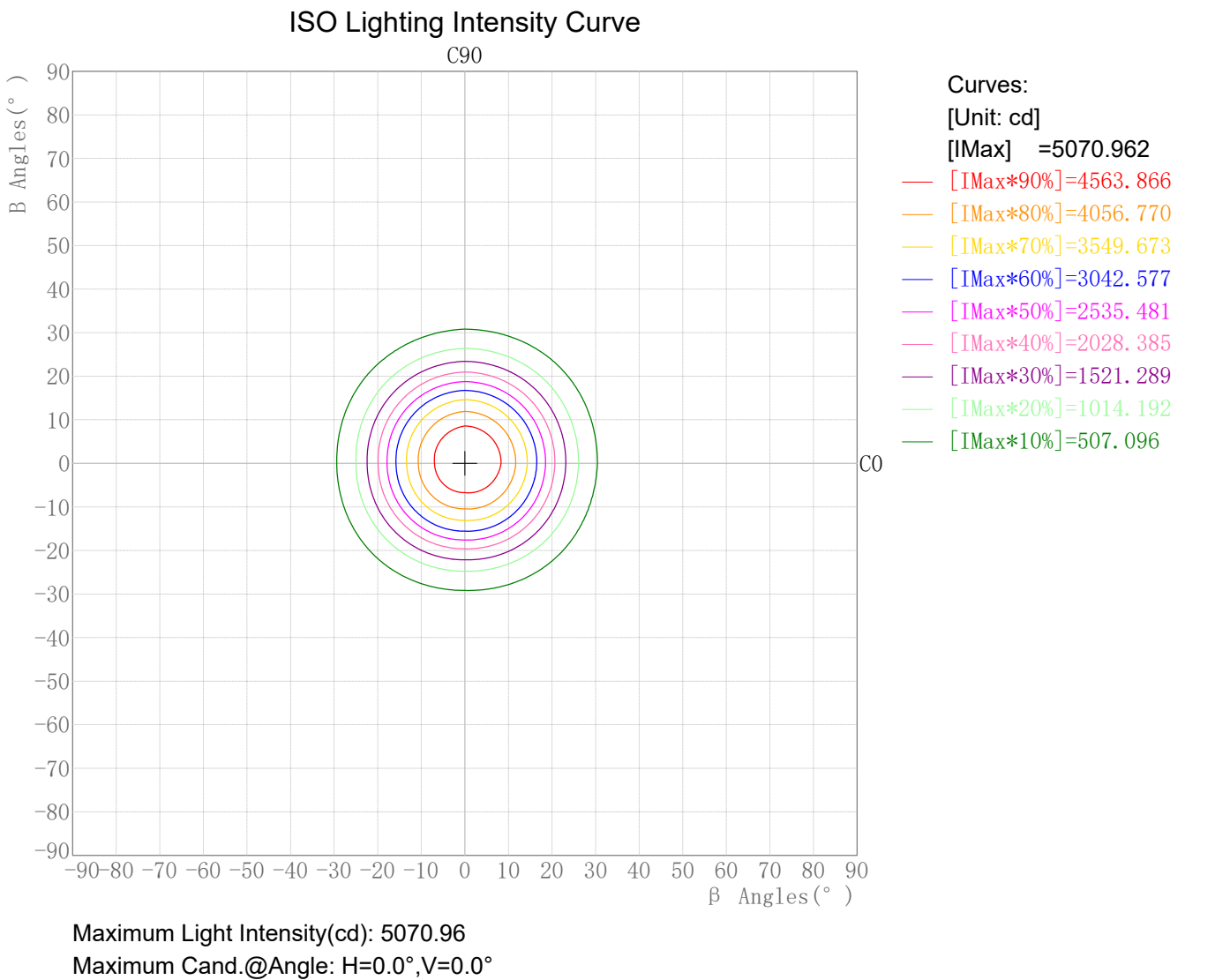


Zonal Flux Tabulation

Zone(γ)	Zone Flux (lm)	Sums Flux (lm)	Zone%Lamp	Sums%Lamp
0. 0-5. 0	118. 77	118. 77	5. 29	5. 29
5. 0-10. 0	327. 09	445. 86	14. 57	19. 86
10. 0-15. 0	451. 49	897. 35	20. 11	39. 97
15. 0-20. 0	446. 15	1343. 50	19. 87	59. 85
20. 0-25. 0	331. 58	1675. 09	14. 77	74. 62
25. 0-30. 0	197. 91	1873. 00	8. 82	83. 43
30. 0-35. 0	106. 00	1979. 00	4. 72	88. 15
35. 0-40. 0	61. 90	2040. 90	2. 76	90. 91
40. 0-45. 0	39. 81	2080. 71	1. 77	92. 68
45. 0-50. 0	26. 12	2106. 83	1. 16	93. 85
50. 0-55. 0	19. 23	2126. 06	0. 86	94. 70
55. 0-60. 0	16. 43	2142. 49	0. 73	95. 44
60. 0-65. 0	14. 15	2156. 64	0. 63	96. 07
65. 0-70. 0	11. 78	2168. 41	0. 52	96. 59
70. 0-75. 0	9. 59	2178. 00	0. 43	97. 02
75. 0-80. 0	7. 61	2185. 62	0. 34	97. 36
80. 0-85. 0	5. 84	2191. 45	0. 26	97. 62
85. 0-90. 0	4. 35	2195. 81	0. 19	97. 81
90. 0-95. 0	3. 44	2199. 25	0. 15	97. 96
95. 0-100. 0	3. 06	2202. 31	0. 14	98. 10
100. 0-105. 0	2. 74	2205. 06	0. 12	98. 22
105. 0-110. 0	2. 54	2207. 60	0. 11	98. 34
110. 0-115. 0	2. 41	2210. 01	0. 11	98. 44
115. 0-120. 0	2. 33	2212. 34	0. 10	98. 55
120. 0-125. 0	2. 44	2214. 78	0. 11	98. 66
125. 0-130. 0	2. 65	2217. 43	0. 12	98. 77
130. 0-135. 0	2. 99	2220. 42	0. 13	98. 91
135. 0-140. 0	3. 39	2223. 81	0. 15	99. 06
140. 0-145. 0	3. 68	2227. 49	0. 16	99. 22
145. 0-150. 0	3. 80	2231. 29	0. 17	99. 39
150. 0-155. 0	3. 74	2235. 03	0. 17	99. 56
155. 0-160. 0	3. 40	2238. 43	0. 15	99. 71
160. 0-165. 0	2. 80	2241. 23	0. 12	99. 83
165. 0-170. 0	2. 05	2243. 28	0. 09	99. 93
170. 0-175. 0	1. 24	2244. 53	0. 06	99. 98
175. 0-180. 0	0. 42	2244. 94	0. 02	100. 00

Rectangle ISO Lighting Intensity Diagram

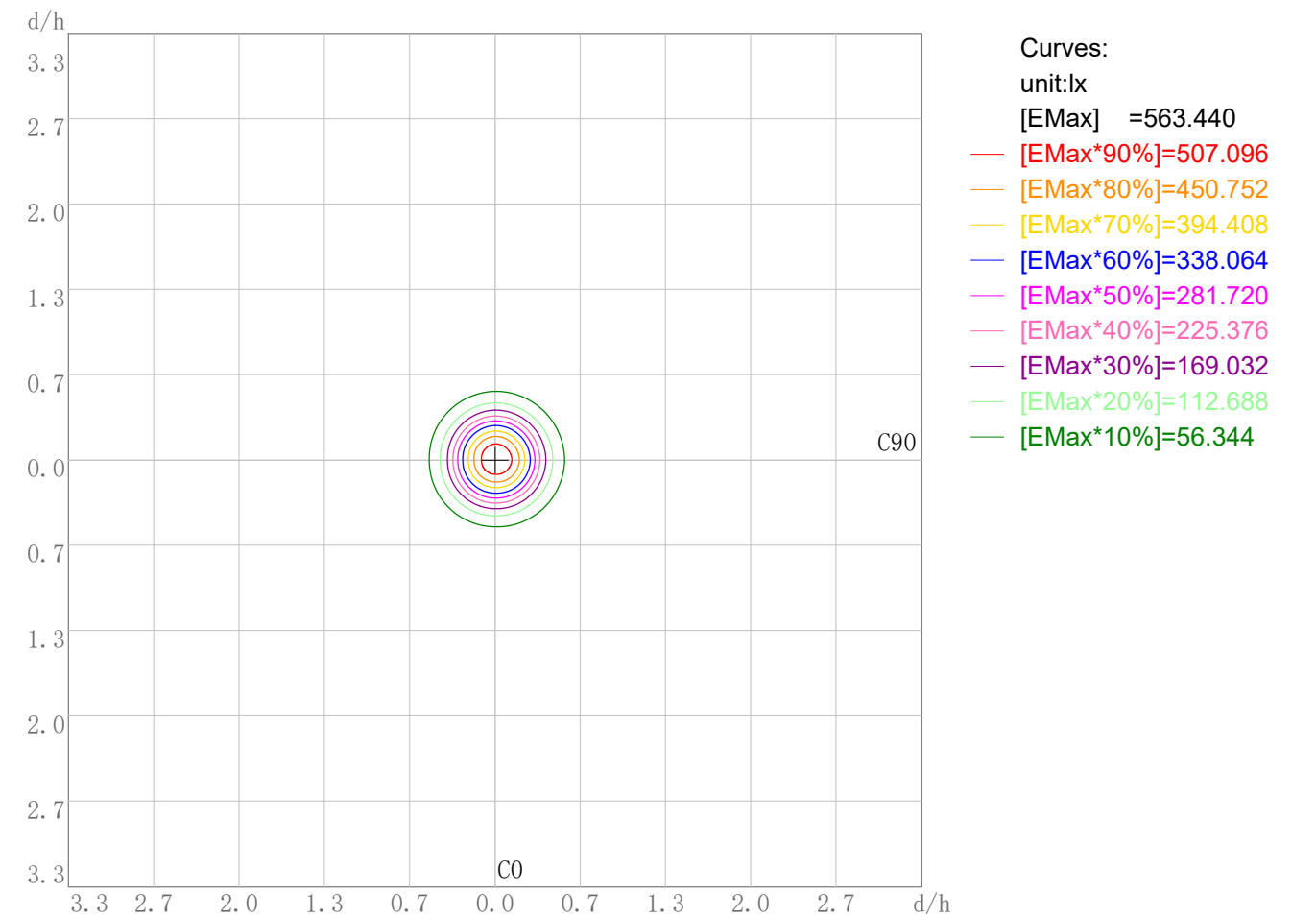
Lum. Name:SD08-25-XX-01 3000K RA90 36D	Lum. Catelog:	Test ID:01
Lamp Name:	Lamp Catelog:LED	Test Lab:Quality Department
Manufacture:Shenzhen Norming Lighting	Test Machine:GON-2000	Test Date:2022/09/14



Plane ISO-Illuminance Diagram

Lum. Name:SD08-25-XX-01 3000K RA90 36D	Lum. Catelog:	Test ID: 01
Lamp Name:	Lamp Catelog: LED	Test Lab: Quality Department
Manufacture: Shenzhen Norming Lighting	Test Machine:GON-2000	Test Date: 2022/09/14

Plane ISO-Illuminance Curve



Working Plane Luminaire Mounting Height(m): 3.00

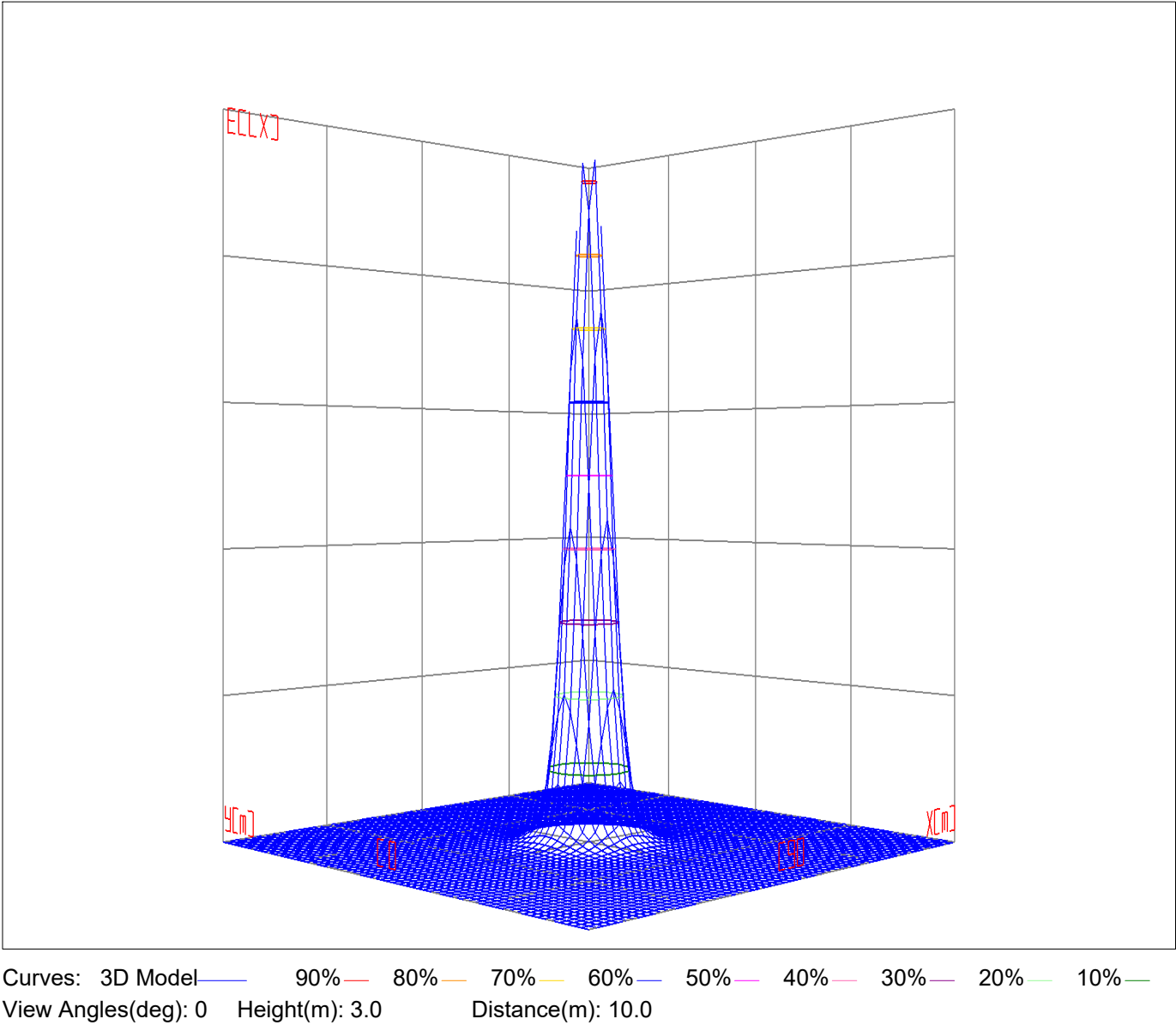
Working Plane Maximum Illuminance(lx): 563.44

Working Plane Maximum Illuminance Position(d/h):H0.0 V0.0

3D Plane ISO Illuminance Diagram

Lum. Name: SD08-25-XX-01 3000K RA90 36D	Lum. Catelog:	Test ID: 01
Lamp Name:	Lamp Catelog: LED	Test Lab: Quality Department
Manufacture: Shenzhen Norming Lighting	Test Machine:GON-2000	Test Date: 2022/09/14

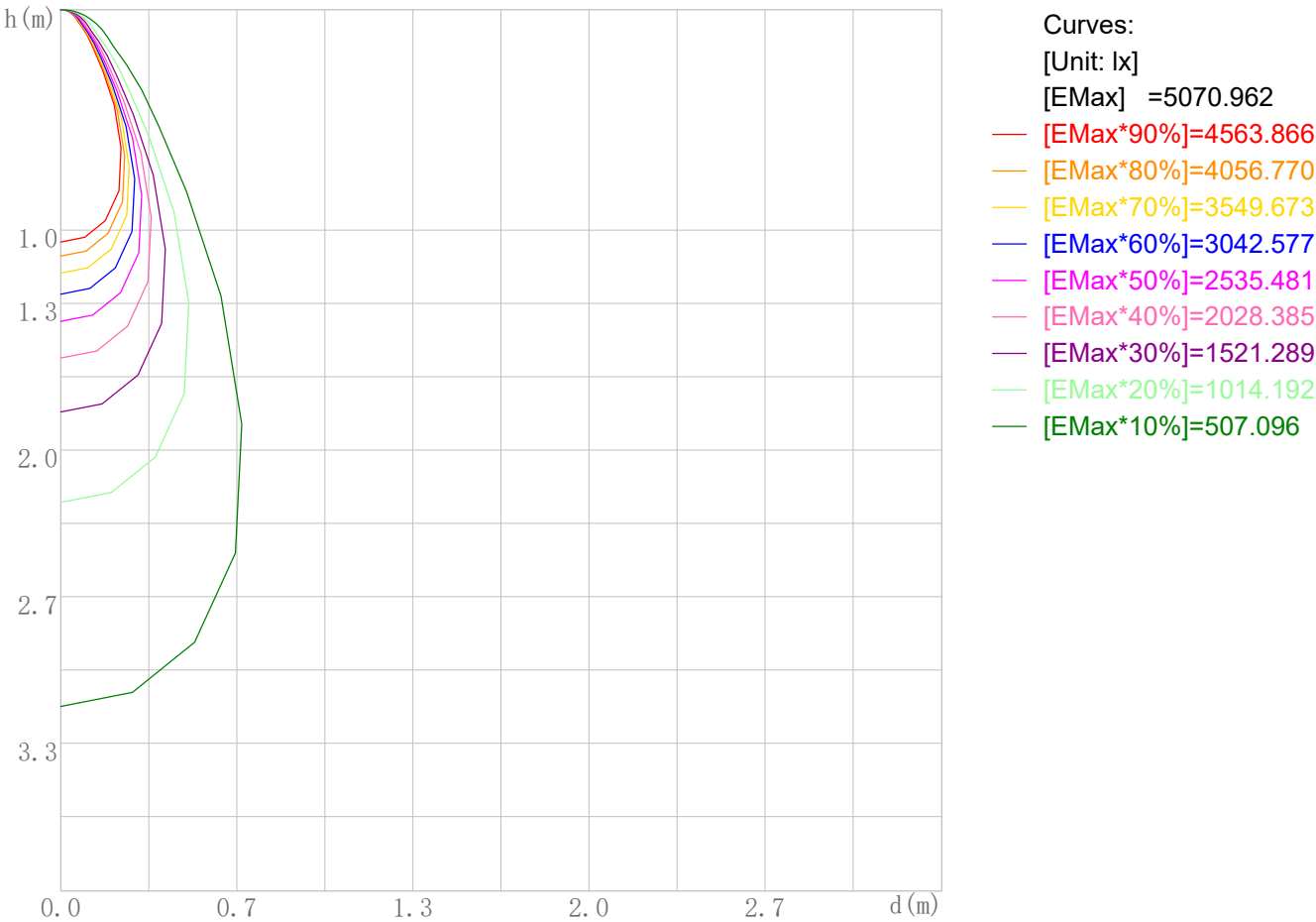
3D Plane Illuminance Modal



Space ISO Illuminance Diagram

Lum. Name:SD08-25-XX-01 3000K RA90 36D	Lum. Catelog:	Test ID:01
Lamp Name:	Lamp Catelog:LED	Test Lab:Quality Department
Manufacture:Shenzhen Norming Lighting	Test Machine:GON-2000	Test Date:2022/09/14

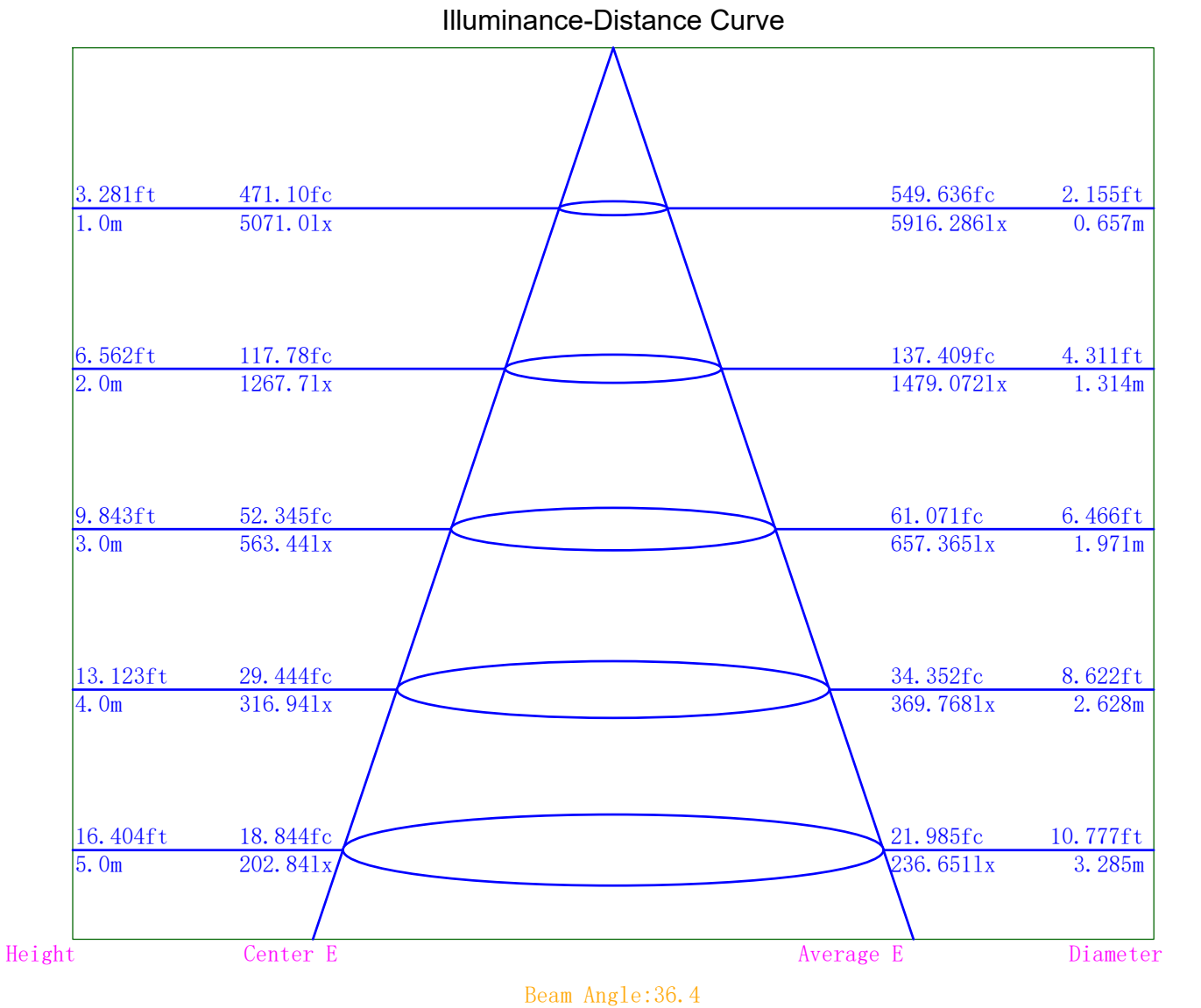
Space ISO Illuminance Curve



Space Plane Maximum Illuminance and @Angle:5070.96lx,0.0deg
Plane Maximum Lighting Intensity and @Angle:5070.962cd,0deg

Illuminance-Distance Diagram

Lum. Name:SD08-25-XX-01 3000K RA90 36D	Lum. Catalog:	Test ID:01
Lamp Name:	Lamp Catalog: LED	Test Lab: Quality Department
Manufacture: Shenzhen Norming Lighting	Test Machine:GON-2000	Test Date: 2022/09/14



Indoor Luminance Limiting Curves

Lum. Name:SD08-25-XX-01 3000K RA90 36D	Lum. Catalog:	Test ID:01
Lamp Name:	Lamp Catalog: LED	Test Lab: Quality Department
Manufacture: Shenzhen Norming Lighting	Test Machine:GON-2000	Test Date: 2022/09/14

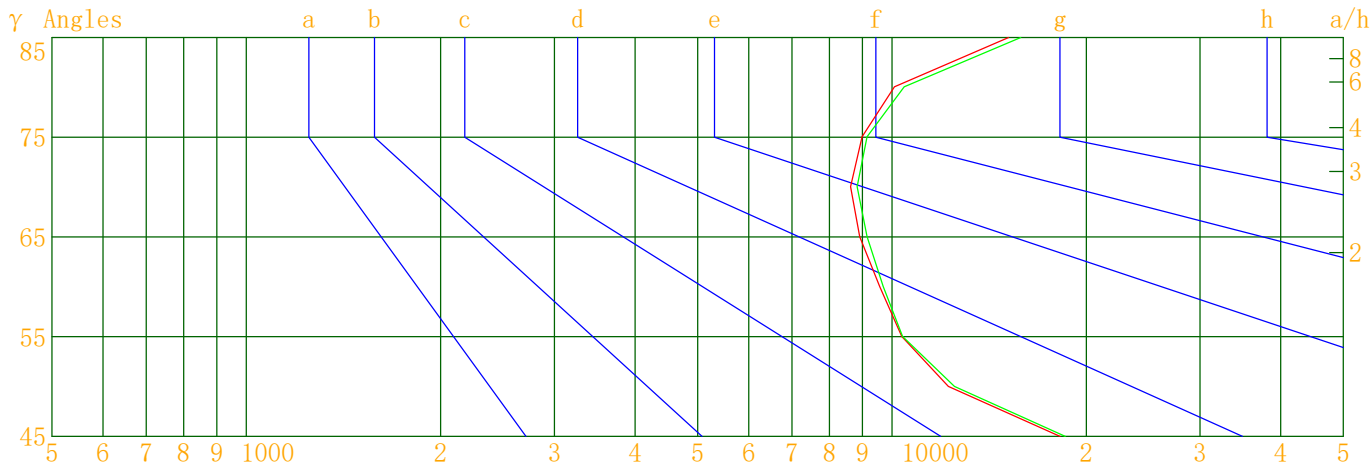
Glare Grade Table

GI	Quality	Using Illuminance							
1.15	A	2000	1000	500	<=300				
1.5	B		2000	1000	500	<=300			
1.85	C			2000	1000	500	<=300		
2.2	D				2000	1000	500	<=300	
2.55	E	a				2000	1000	500	<=300
			b	c	d	e	f	g	h

Luminance Table

Gama(deg)	45	50	55	60	65	70	75	80	85
C0	18198	12227	10354	9574	8913	8628	8990	10090	15159
C90	18547	12495	10387	9691	9151	8833	9150	10445	15829

Luminance Limiting Curve



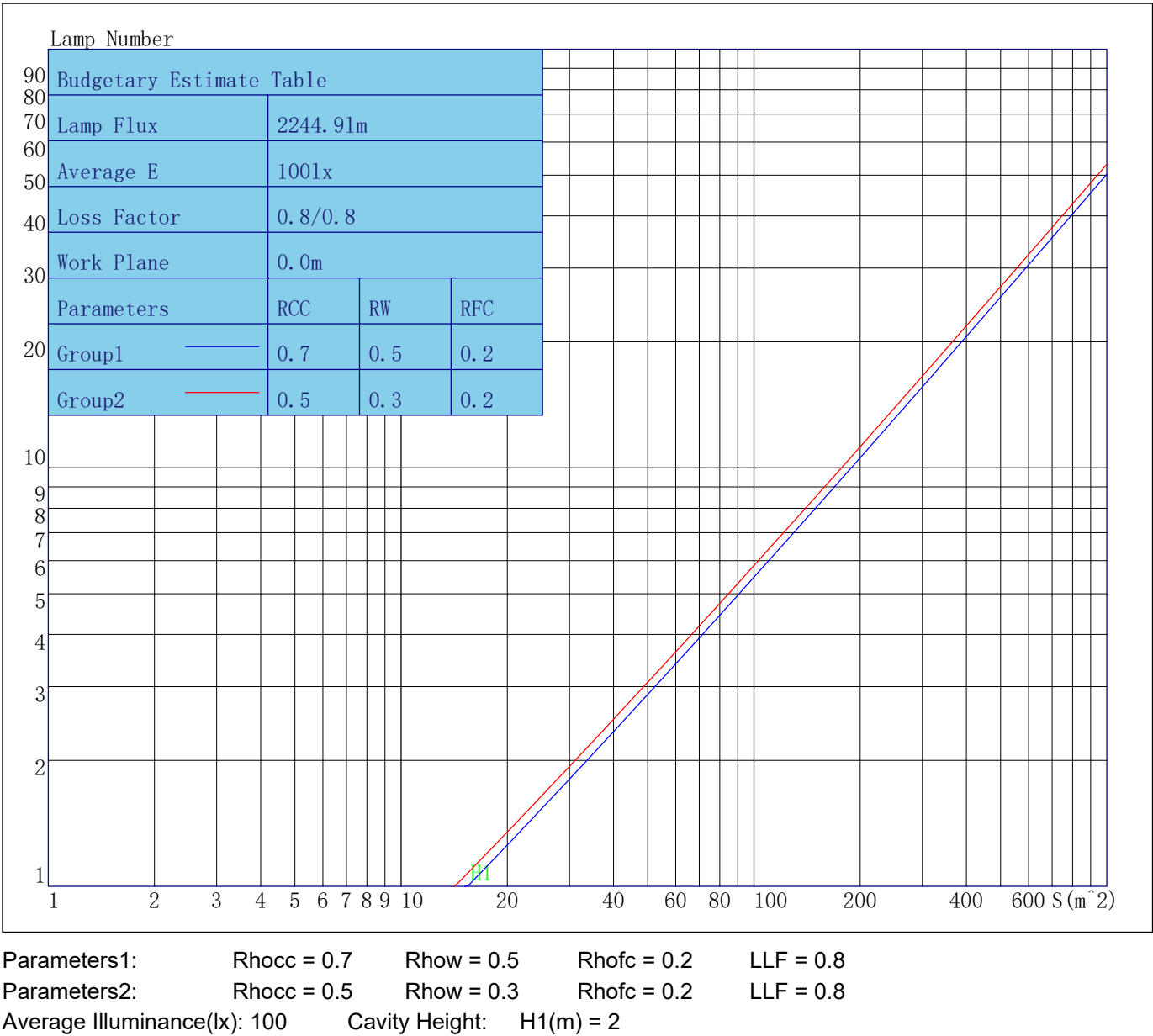
Luminous Size:Length(m)=0.083Width(m)=0.083Height(m)=0.000Area(m^2)=0.006889

Luminous Type:Without Luminous Side

Luminous Curves:C0-C180 Color: C90-C270 Color:

Indoor Budgetary Estimate Table

Lum. Name:SD08-25-XX-01 3000K RA90 36D	Lum. Catalog:	Test ID:01
Lamp Name:	Lamp Catalog: LED	Test Lab: Quality Department
Manufacture: Shenzhen Norming Lighting	Test Machine:GON-2000	Test Date: 2022/09/14



Indoor Coefficient of Utilization Table

Lum. Name:SD08-25-XX-01 3000K RA90 36D	Lum. Catelog:	Test ID:01
Lamp Name:	Lamp Catelog:LED	Test Lab:Quality Department
Manufacture:Shenzhen Norming Lighting	Test Machine:GON-2000	Test Date:2022/09/14

Coefficients of Utilization - Zonal Cavity Method																		
Coef.	Effective Floor Cavity Reflectance RFC=0.20																	
RhoCC (%)	80				70				50			30			10			0
RhoW (%)	70	50	30	10	70	50	30	10	50	30	10	50	30	10	50	30	10	0
RCR	Coefficient of Utilization(%)																	
0	119	119	119	119	116	116	116	116	110	110	110	105	105	105	100	100	100	98
1	113	111	108	106	111	108	106	104	104	102	101	100	98	97	96	95	94	92
2	108	104	100	97	106	102	99	96	98	96	93	95	93	91	92	90	89	87
3	104	98	93	90	102	96	92	89	93	90	87	91	88	86	88	86	84	82
4	99	93	88	84	97	91	87	83	89	85	82	87	84	81	85	82	80	78
5	95	88	83	79	94	87	82	79	85	81	78	83	80	77	81	78	76	75
6	92	84	79	75	90	83	78	74	81	77	74	80	76	73	78	75	72	71
7	88	80	75	71	87	79	74	71	78	73	70	77	73	70	75	72	69	68
8	85	77	71	68	83	76	71	68	75	70	67	74	70	67	72	69	66	65
9	82	73	68	65	81	73	68	65	72	67	64	71	67	64	70	66	64	63
10	79	70	65	62	78	70	65	62	69	65	62	68	64	61	67	64	61	60

Unified Glare Rating Table

Lum. Name:SD08-25-XX-01 3000K RA90 36D	Lum. Catelog:	Test ID:01
Lamp Name:	Lamp Catelog:LED	Test Lab:Quality Department
Manufacture:Shenzhen Norming Lighting	Test Machine:GON-2000	Test Date:2022/09/14

Unified Glare Rating Table

Ceiling RCC	0.70	0.70	0.50	0.50	0.30	0.70	0.70	0.50	0.50	0.30
Wall RW	0.50	0.30	0.50	0.30	0.30	0.50	0.30	0.50	0.30	0.30
Floor RFC	0.20	0.20	0.20	0.20	0.20	0.20	0.20	0.20	0.20	0.20
Room Size	Vewed crosswise					Vewed endwise				
X=2H Y=2H	16.2	17.1	16.6	17.5	17.8	16.3	17.2	16.7	17.6	18.0
	16.7	17.6	17.2	18.0	18.4	16.9	17.7	17.3	18.1	18.5
	17.1	17.9	17.5	18.3	18.7	17.2	18.0	17.7	18.4	18.8
	17.5	18.2	17.9	18.6	19.1	17.6	18.3	18.1	18.8	19.2
	17.7	18.4	18.2	18.8	19.3	17.9	18.5	18.3	19.0	19.4
	18.0	18.6	18.4	19.0	19.5	18.1	18.8	18.6	19.2	19.7
X=4H Y=2H	16.2	17.0	16.7	17.4	17.9	16.4	17.2	16.8	17.6	18.0
	17.0	17.7	17.5	18.1	18.6	17.2	17.8	17.6	18.3	18.7
	17.5	18.1	18.0	18.6	19.1	17.7	18.2	18.2	18.7	19.2
	18.1	18.6	18.6	19.1	19.6	18.3	18.8	18.8	19.3	19.8
	18.5	18.9	19.0	19.4	19.9	18.6	19.1	19.1	19.5	20.1
	18.8	19.2	19.4	19.8	20.3	19.0	19.4	19.5	19.9	20.5
X=8H Y=4H	17.7	18.2	18.2	18.7	19.2	17.8	18.3	18.4	18.8	19.3
	18.5	18.8	19.0	19.4	20.0	18.6	19.0	19.2	19.5	20.1
	19.0	19.3	19.5	19.8	20.4	19.1	19.4	19.7	20.0	20.5
	19.5	19.8	20.1	20.3	21.0	19.7	20.0	20.3	20.5	21.1
X=12H Y=4H	17.7	18.1	18.3	18.6	19.2	17.8	18.2	18.4	18.8	19.3
	18.6	18.9	19.1	19.4	20.0	18.7	19.0	19.3	19.5	20.1
	19.1	19.4	19.7	19.9	20.6	19.3	19.5	19.8	20.1	20.7
Variations with the objverver position at spacings										
S=1.0H	0.2/-0.2					0.2/-0.2				
S=1.5H	0.4/-0.4					0.4/-0.4				
S=2.0H	0.4/-0.5					0.4/-0.5				
Reduced UGR Table:										
Nordic Standard Table:	BK0					BK0				
Correction Value	2.4					2.4				

to the CIE Pub.117,data has been corrected,refers to the lamp's lumens 8.2flm.

Candela Tabulation

V/H	C0.0	C90.0	C180.0	C270.0
γ 0.0	5070.96	5070.96	5070.96	5070.96
γ 5.0	4924.34	4941.22	4807.18	4783.83
γ 10.0	4376.41	4414.29	4183.90	4143.00
γ 15.0	3421.28	3479.82	3242.02	3183.98
γ 20.0	2161.84	2226.88	2003.91	1934.30
γ 25.0	1150.49	1192.21	1009.33	967.04
γ 30.0	529.74	553.20	437.16	416.49
γ 35.0	259.35	267.27	211.61	204.54
γ 40.0	151.16	154.71	119.41	115.95
γ 45.0	88.65	90.35	70.72	69.09
γ 50.0	54.14	55.33	44.86	43.94
γ 55.0	40.91	41.04	36.82	36.68
γ 60.0	32.98	33.38	31.34	31.14
γ 65.0	25.95	26.64	25.99	25.34
γ 70.0	20.33	20.81	20.63	20.32
γ 75.0	16.03	16.32	16.17	16.21
γ 80.0	12.07	12.49	12.44	12.09
γ 85.0	9.10	9.50	9.30	8.92
γ 90.0	6.74	7.09	6.54	6.38
γ 95.0	6.02	6.04	5.83	5.66
γ 100.0	5.53	5.70	5.17	5.15
γ 105.0	4.90	4.95	4.82	4.76
γ 110.0	4.97	4.84	4.96	4.74
γ 115.0	4.53	4.60	4.73	4.72
γ 120.0	4.75	4.76	5.22	5.07
γ 125.0	5.16	5.57	5.81	5.84
γ 130.0	5.97	6.12	6.89	7.35
γ 135.0	7.62	7.66	8.57	8.94
γ 140.0	9.69	9.76	10.43	10.56
γ 145.0	11.46	11.40	12.41	12.51
γ 150.0	13.61	13.31	14.10	14.56
γ 155.0	15.19	15.31	16.13	16.01
γ 160.0	16.39	16.49	17.09	17.22
γ 165.0	16.93	17.14	17.35	17.29
γ 170.0	17.31	17.06	17.60	17.38
γ 175.0	17.40	17.65	17.39	17.28
γ 180.0	17.53	17.53	17.53	17.53